



CUSTOM SCREEN MATERIAL


PERFORATED SCREEN MATERIAL

304 STAINLESS


ORDER No.	HOLE DIA.	HOLE CTRS.	% OPEN AREA	HOLES P.S.I.	SHEET WIDTH	METAL GAUGE
1. 020	.020	043	20	624	3'	28
2. 032	1/32	1/16	23	295	3'	26
3. 050	3/64	5/64	33	132	3'	26
4. 062	1/16	3/32	41	131	3'	26
5. 093	3/32	5/32	33	47	3'	24
6. 125	1/8	3/16	40	33	3'	20
7. 188	3/16	1/4	51	18	3'	20
8. 250	1/4	3/8	40	8	3'	20

Please call for price and delivery


020=.020




032=1/32




050=3/64




062=1/16 Recommended Size




093=3/32




125=1/8



188=3/16



250=1/4



Product of: TRAVIS PATTERN & FOUNDRY INC., SPOKANE, WASHINGTON
 Prices: SUBJECT TO CHANGE WITHOUT NOTICE
 FAX: (509) 467-6465 - PHONE: (509) 466-3545


ALUMINUM "Y" FILTERS



50 GPM

1 1/4" NPT FILTER

Rating is with the lowest flow screen with no head loss.



200 PSI Max
Working pressure.

3/4" NPT Flush Port


Parts on Page 4

SIZE	DESIGNATION
W/O Screen	21000
150 Mesh	21M150
120 Mesh	21M120
80 Mesh	21M80
40 Mesh	21020
1/32"	21032
3/64"	21050
1/16"	21062
3/32"	21093
1/8"	21125
3/16"	21188
1/4"	21250

80 GPM

2" NPT FILTER

Rating is with the lowest flow screen with no head loss.



200 PSI Max
Working pressure.

3/4" NPT Flush Port

Parts on Page 4

SIZE	DESIGNATION
W/O Screen	22000
150 Mesh	22M150
120 Mesh	22M120
80 Mesh	22M80
40 Mesh	22020
1/32"	22032
3/64"	22050
1/16"	22062
3/32"	22093
1/8"	22125
3/16"	22188
1/4"	22250

REPLACEMENT SCREENS FOR 1 1/4" & 2" FILTERS



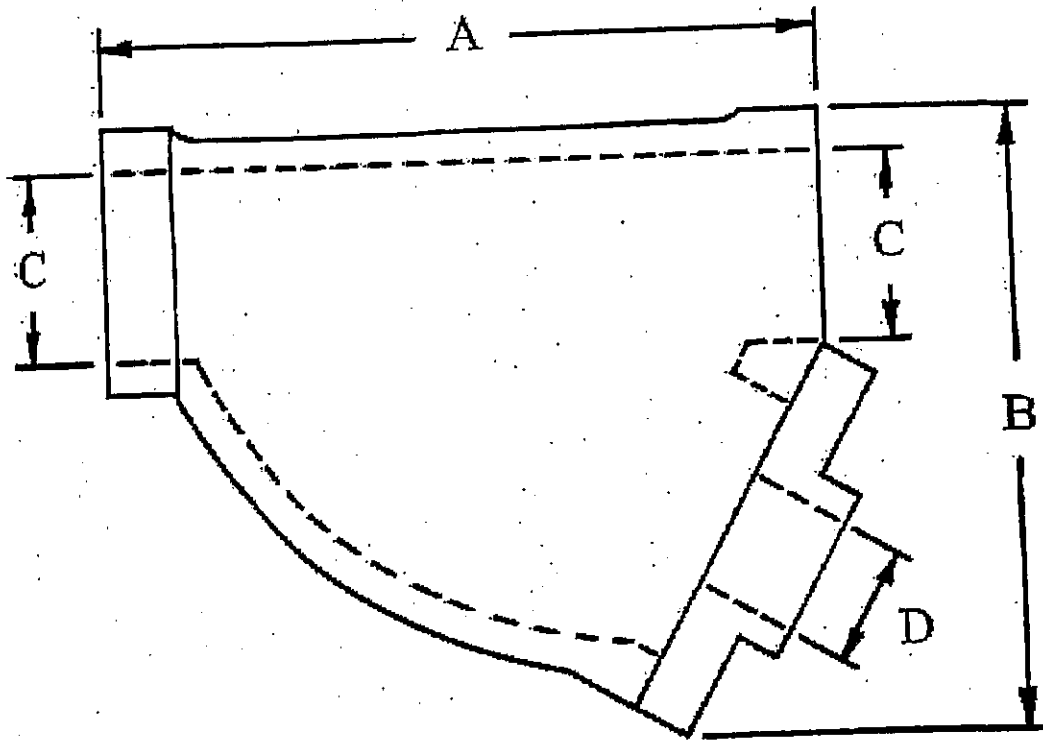
1 1/4" SCREENS			2" SCREENS	
HOLE SIZE	DESIGNATION	PRICE	DESIGNATION	
150 Mesh	1M150	\$48.26	2M150	
120 Mesh	1M120	40.09	2M120	
80 Mesh	1M80	40.09	2M80	
40 Mesh	1020	25.63	2020	
1/32"	1032	14.58	2032	
3/64"	1050	14.58	2050	
1/16"	1062	14.58	2062	
3/32"	1093	23.18	2093	
1/8"	1125	23.18	2125	
3/16"	1188	23.18	2188	
1/4"	1250	23.18	2250	

Product of: TRAVIS PATTERN & FOUNDRY INC., SPOKANE, WASHINGTON

Prices: SUBJECT TO CHANGE WITHOUT NOTICE
 FAX: (509) 467-6465 - PHONE: (509) 466-3545

FILTER BODY DIMENSIONS

FOR 1 1/4" THRU 4"



BODY DIMENSIONS FOR 1 1/4" THRU 4"
ALUMINUM "Y" FILTERS

PIPE SIZE N.P.T.	A	B	C	D
1 1/4"	6 1/4"	5"	1 1/4" NPT	3/4" NPT
2"	8"	6 3/4"	2" NPT	3/4" NPT
3"	12 3/4"	8 3/4"	3" NPT	1" NPT
4"	17"	12"	4" NPT	1 1/4" NPT

Product of: TRAVIS PATTERN & FOUNDRY INC., SPOKANE, WASHINGTON

Prices: SUBJECT TO CHANGE WITHOUT NOTICE
FAX: (509) 467-6465 - PHONE: (509) 466-3545

B.M.I.D - OWNED
EQUIPMENT
LIMIT

CUSTOMER-OWNED
EQUIPMENT

1. GATE VALVE

2. 1/2" FILTER

3. UNION

4. THE BALL VALVE

5. BALL VALVE

B.M.I.D
RISE
SIZE VARIANTS

ACCORDING TO
RELEASE SEWER

B.M.I.D
OWNED

OPERATED
EQUIPMENT

SEE FIGURES 2-4 FOR VARIATIONS

1. EMERGENCY SHUT OFF VALVE FOR RESIDENTIAL LOTS 1.00 ACRES OR LESS
2. THE STRAIGHT 2" NPT FILTER
3. THIS FITTING ALLOWS FOR EASY FUTURE REPAIRS AS NEEDED
4. THE BALL VALVE PROVIDES A RAPID FLUSH OF MOST OF THE CONTENTS OF THE SIZES
5. BALL VALVES USED ON GENERAL HOUSE

ACRES	VALVE SIZE
* 1.0 - 1.5	1" "
1.5 - 2.5	1 1/4" "
2.5 - 3.5	1 1/2" "
4 - 3.5	2" "

B.M.I.D *
TO CUSTOMER
RESIDENTIAL OUTLET & FILTER

RESIDENTIAL LOTS 1.00 ACRES OR LESS
FOR RESIDENTIAL LOTS 1.00 ACRES OR LESS
FOR RESIDENTIAL LOTS 1.00 ACRES OR LESS
FOR RESIDENTIAL LOTS 1.00 ACRES OR LESS